



STAKEHOLDER REPORT

Q1'26


FEBRUARY 2026

This report highlights the work of Beverage Container Management Board (BCMB) Management and staff for the fourth quarter of 2025 (period of November 26, 2025, to February 18, 2026).

ORGANIZATIONAL UPDATE

Since November 26, 2025, the following Committees met in preparation for the February 18, 2026, Board meeting:

- **Registrations & Recycling Committee:** January 21, 2026
- **Depot Siting Review Committee:** January 29, 2026
- **Governance & Compensation Committee:** January 22, 2026
- **Audit Committee:** January 27, 2026





Money in your wallet.

Economic uncertainty is a reality for many Albertans right now.

Return your non-refillable beverage containers to Alberta bottle depots and put that money back in your wallet.

To find your nearest depot, visit: albertadepot.ca/find-a-depot

A MESSAGE FROM BCMB'S PRESIDENT AND CEO

HIGHLIGHTS

- BCMB appointed Brent Campbell as Vice President
- Jenny Jones, nominated by ABMunis and RMA welcomed to BCMB Board
- Three BCMB By-laws have been amended
- Alternative Collection Pilot Projects have moved to Phase two of the process

Dear Stakeholders,

The first quarter of 2026 focused on setting BCMB up for the year ahead through leadership appointments, governance updates, and strategic decision making.

On December 15, 2025, BCMB announced the appointment of Brent Campbell as Vice President. With more than nineteen years at BCMB, Brent brings deep institutional knowledge and extensive experience in Alberta's beverage container industry. In his new role, he will continue to focus on strengthening stakeholder relationships and advancing BCMB's work in reporting and remitting among beverage registrants, as well as recycling verification.

BCMB's Board of Directors met on February 18, 2026, for its first meeting of the year, kicking off 2026 with strong discussions focused on deepening stakeholder relationships and innovation within Alberta's beverage container return system.

Following the departure of Trina Jones in 2025, a vacancy arose on BCMB's Board of Directors. To fill this position, BCMB's Board Chair Loren Falkenberg and President & CEO, Mark Emsden, met with Alberta Municipalities (ABMunis) and the Rural Municipalities of Alberta (RMA) regarding their joint nomination process. ABMunis and RMA jointly nominated Councilor Jenny Jones of the Town of High River, who brings valuable experience in municipal governance and recycling programs.

The Board of Directors also approved amendments to several governing documents of the provincial beverage container recycling system: [Depot](#), [Collection System Agent](#) (CSA) and [Collection Service Provider](#) (CSP) By-laws, and the [CSP Operating Agreement](#). More detailed information can be found on page 4 of the Stakeholder Report.

Finally, BCMB's Board approved management moving to phase two of the alternative collection pilot project process. Following the meeting, BCMB contacted those depots who had applied, to advise them of the status of their applications and outline next steps in the process. Additional information will be shared with stakeholders and the public once Memorandums of Understanding with selected applicants are finalized.

I look forward to meeting with our Stakeholders, at the many meetings and conferences scheduled in the coming months and hope to see everyone at BCMB's 2026 Annual General Meeting on June 17, 2026, in Edmonton.

Sincerely,

Mark Emsden
President & CEO, BCMB

BCMB GOVERNANCE

HIGHLIGHTS

On February 18, 2026, BCMB's Board of Directors approved amendments to the following **By-laws**:

- [Depot By-law](#)
- [CSA By-law](#)
- [CSP By-law](#)

BCMB Board of Directors also approved the **renewal of the CSP Operating Agreement** effective March 1, 2026.

At BCMB's first quarter Board meeting, Management presented amendments to three BCMB By-laws and an enhanced version of the Operating Agreement between the CSP and BCMB for renewal.

The materials presented were *approved* by the Board of Directors and have been posted to BCMB's website.

By-laws

Section 5.1 of the Depot By-law was amended with the addition of the following:

"A Permit may only be issued to an individual or group of individuals or to an incorporated entity.

A Permit may not be issued to the Collection System Agent or a Collection Service Provider or any of its current or former subsidiaries or parent corporations, affiliates or related entities."

Section 21 of the CSA By-law was amended with the addition of the following:

"The CSA shall only collect Containers from Depots and shall only do so in accordance with the By-laws and the Service Agreement."

Section 5.4 of the CSP By-law was amended with the addition of the following:

"A CSP shall collect only Collection Containers from Depots and shall only do so in accordance with the By-Laws and the Service Agreement."

CSP Operating Agreement

The current CSP Operating Agreement between BCMB and the Alberta Beer Container Corporation (ABCC) was effective for a three-year term (December 1, 2022, to November 30,

2025). In late 2025, BCMB management provided ABCC with an extension of the renewal of the agreement to be March 1, 2026 - February 28, 2029.

BCMB and CSP worked diligently to strengthen the Agreement with amendments to the following sections: 2.1, 3.1, 3.2, 4.1 and Schedule B.

ALTERNATIVE COLLECTION PILOT PROJECTS

On January 7, 2026, the application window for Alternative Collection Pilot Projects closed, with a total of 13 applications submitted from Depot Operators in Alberta.

An internal Selection Committee met and scored the applications based on the following Criteria:

- Industry Knowledge and Understanding
- Methodology
- Value for Money and Financial Stability
- Customer Engagement and Satisfaction
- Depot and Operator Capacity

Of the 13 applications, the Selection Committee brought four submissions to the Board for review and approval to move onto phase 2 of the project. The selected applicants will be contacted via email to schedule a presentation for their chosen project. Successful Respondent(s) from Phase 2 will be required to sign an MOU agreement prior to beginning Pilot Site operations.

HANDLING COMMISSION REVIEW

Upcoming Dates

The [Handling Commission Review](#) will be conducting the Facilitated Negotiations from March 24 - March 27, 2026.

The Handling Commission Review has passed the key milestone:

- Deadline for DRP's to Submit Information Requests regarding the DRP Written Statements.

To keep up to date on the Handling Commission Review, visit the Public Record posted on BCMB's [website](#).



Support local



From High Level to Cardston, Alberta's network of over 200 bottle depots spans 160 communities, each an independent, small business.

When you return non-refillable beverage containers, you're not just diverting waste from landfills – you're directly supporting independent businesses, the backbone of Alberta.

To find your nearest depot, visit: albertadepot.ca/find-a-depot

BCMB IN THE COMMUNITY

Community & Industry Engagement

BCMB has sponsored and will be in attendance at the following events in the first quarter of 2026:

- Alberta Plastics Recycling Association (APRA) - [Alberta Circular Plastics Day 2026](#)
- Rural Municipalities of Alberta (RMA) - [Spring Convention 2026](#)
- Recycling Council of Alberta (RCA) - [Explore Circularity Day 2026](#)

By participating in these events, BCMB remains connected to communities, municipalities, and industry partners working to advance a circular economy in Alberta.

RETAIL INSPECTION PROGRAM: OVERVIEW AND UPDATE

BCMB uses a third-party auditor (One Stop Shoppers) to conduct retail inspections at retail locations across Alberta to verify:

1. The refundable deposit being charged on each beverage container sold is clearly displayed; and
2. All beverage containers being sold have been registered with BCMB in accordance with the BCRR.

Each month, 60 retail inspections are completed across Alberta. The results of a retail audit are sent to the retail location by BCMB to confirm whether it is considered compliant. If non-compliance is found, BCMB assists retailers and manufacturers in becoming compliant, so that the retailer or manufacturer does not escalate to the next level within the compliance framework. BCMB offers instruction, education, and assistance to the non-compliant retail location to ensure they understand their responsibilities as a retailer/manufacturer in Alberta.

Below is a snapshot of the retail inspection results for 2023 to 2026. Though there have been high levels of initial non-compliance identified, most retailers/manufacturers exit the compliance frameworks prior to escalating to Level 2 or higher. There is no compliance fees issued to retailers; however, a \$400 compliance fee is issued to a manufacturer that escalates to Level 2 and 3 of the compliance frameworks.

BCMB has referred 14 cases of non-compliance to the Environmental Investigations Branch of the Government of Alberta (GOA) since the third quarter of 2024. Currently 11 of these referral cases are pending. Of the three cases that have been closed; one case achieved compliance with GOA intervention, one case could not proceed as the business closed, and one case was closed after the GOA issued a formal warning to cease activity.

Find more information about BCMB's Retailer and Manufacturer By-law [here](#).

Retail Compliance Program Results (to January 31, 2026)					
Year	Total Audits Conducted	Compliant Audits (% of Total)	Non- Compliant Audits (% of Total)	Total Non- Compliant with Deposit Advertising (% of Total)	Total Non- Compliant with Container Registrations (% of Total)
2023	438	119 (27.1%)	319 (72.8%)	260 (59.3%)	128 (29.2%)
2024	679	187 (27.5%)	492 (72.5 %)	393 (57.8%)	139 (20.4%)
2025	654	273 (41.7%)	383 (58.6%)	301 (46.0%)	144 (22.0%)
2026 (to January 31)	55	20 (36.4%)	35 (63.6%)	29 (52.7%)	14 (25.4%)

- A Retail location can be found to have deficiencies related to non-compliance with both deposit advertising and container registration compliance frameworks simultaneously. This can result in more deficiencies found than inspections completed

2025 AUDIT: OVERVIEW AND UPDATE

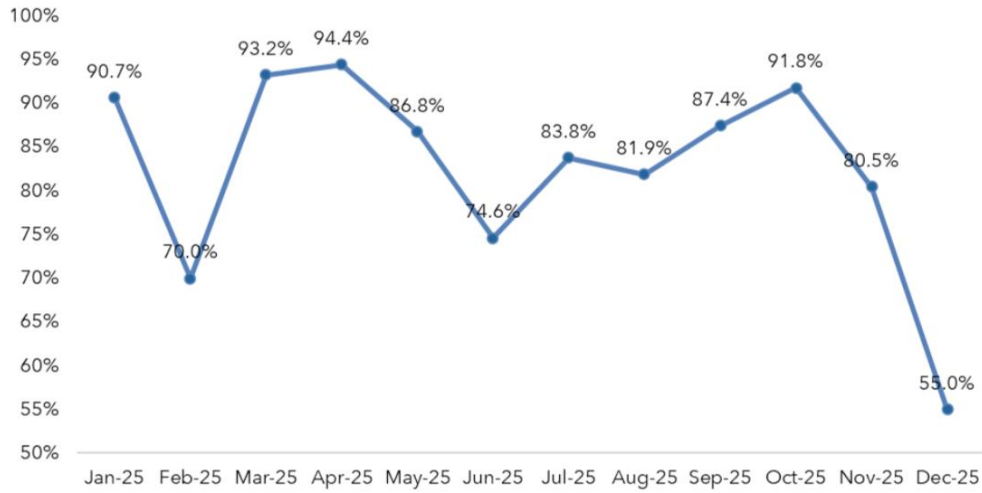
BCMB received the audit report for our 2025 Financial Statements from Metrix Group LLP. The audit concluded with no recommendations for changes, affirming BCMB’s commitment to sound financial governance. Metrix Group LLP has been re-appointed as the external auditor for the 2025 BCMB Financial Statements. Stakeholders can access comprehensive financial details in the 2024 Annual Report.

COLLECTION RATE DATA

From December 1, 2024, to November 30, 2025, approximately 54 million more containers were redeemed than the previous year. The rolling twelve-month collection rate for November 2025 is 83.6% (this is 0.1% more than October’s 2025’s collection rate of 83.6%). The graphs below highlight this data and are sent in a report on a regular basis to ABDA and other relevant stakeholders. The following data graphs highlight the rolling Collection Rate which is calculated by comparing the sold and redeemed containers. This data is collected from the ABDA, CSA and analyzed and reported by BCMB on a monthly basis.

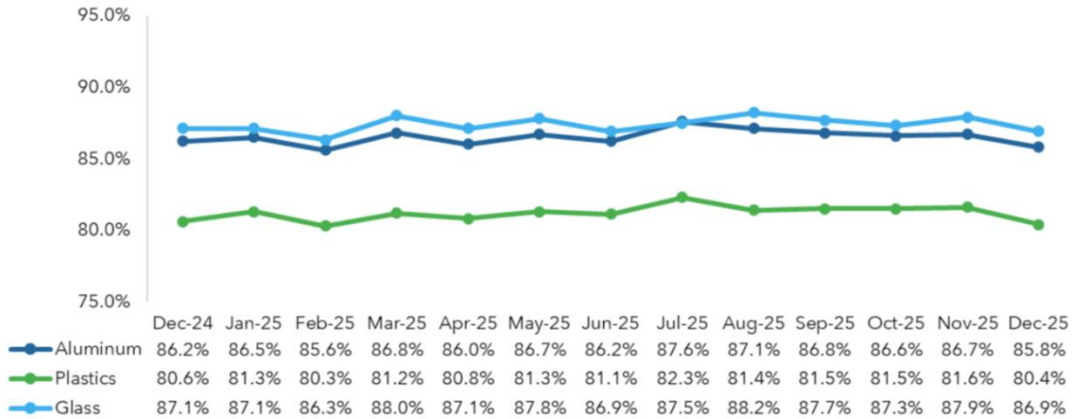
Monthly Collection Rate (%)

12-month Rolling



Aluminum, Plastics, Glass Rolling Collection Rates

December 2024-2025



November 2025: ROLLING COLLECTION RATE SUMMARY



Container Sales	Nov-24	Nov-25	Difference	Variance
Aluminum Combined	1,266,877,565	1,320,575,145	53,697,580	4.24%
Plastic Combined	939,622,186	935,862,637	(3,759,549)	-0.40%
Glass Combined	143,515,706	140,309,435	(3,206,271)	-2.23%
Gabletop	85,955,417	84,918,618	(1,036,799)	-1.21%
Tetra-Brik	132,002,856	138,512,187	6,509,331	4.93%
Bag-in-a-Box	1,882,813	1,837,976	(44,837)	-2.38%
Drink Pouch	9,647,073	9,662,606	15,533	0.16%
Bi Metal	5,269,255	4,795,937	(473,318)	-8.98%
Subtotal- Non-Refillable	2,584,772,871	2,636,474,541	51,701,670	2.00%
Refillable Beer	33,512,160	30,902,028	(2,610,132)	-7.79%
Total Containers Sold	2,618,285,031	2,667,376,569	49,091,538	1.87%
Redeemed Volumes				
	Nov-24	Nov-25	Difference	Variance
Aluminum Combined	1,098,026,286	1,145,312,938	47,286,652	4.31%
Plastic Combined	752,420,089	763,503,553	11,083,464	1.47%
Glass Combined	125,748,621	123,290,281	(2,458,340)	-1.95%
Gabletop	62,239,289	61,986,979	(252,310)	-0.41%
Tetra-Brik	96,204,801	97,242,531	1,037,730	1.08%
Bag-in-a-Box	957,166	938,931	(18,235)	-1.91%
Drink Pouch	5,698,289	4,638,168	(1,060,121)	-18.60%
Bi Metal	3,297,385	3,192,109	(105,276)	-3.19%
Subtotal- Non-Refillable	2,144,591,926	2,200,105,490	55,513,564	2.59%
Refillable Beer	32,149,056	30,614,136	(1,534,920)	-4.77%
Total Containers Redeemed	2,176,740,982	2,230,719,626	53,978,644	2.48%

Collection Rates	Nov-24	Nov-25	Difference
Aluminum Combined	86.2%	86.7%	0.53%
Plastic Combined	80.6%	81.6%	0.95%
Glass Combined	87.1%	87.9%	0.75%
Gabletop	72.4%	73.0%	0.60%
Tetra-Brik	73.8%	70.2%	-3.61%
Bag-in-a-Box	51.0%	51.1%	0.09%
Drink Pouch	48.1%	48.0%	-0.09%
Bi Metal	61.1%	66.6%	5.45%
Subtotal- Non-Refillable	82.9%	83.4%	0.54%
Refillable Beer	95.9%	99.1%	3.14%
Total	83.1%	83.6%	0.49%

November 2025: MONTHLY COLLECTION RATE SUMMARY



Container Sales	Nov-24	Nov-25	Difference	Variance
Aluminum Combined	90,880,482	97,279,663	6,399,181	7.04%
Plastic Combined	60,667,090	63,533,203	2,866,113	4.72%
Glass Combined	12,269,914	11,627,926	(641,988)	-5.23%
GableTop	6,453,303	6,611,071	157,768	2.44%
Tetra-Brik	7,976,718	9,938,295	1,961,577	24.59%
Bag-in-a-Box	155,382	141,335	(14,047)	-9.04%
Drink Pouch	689,024	655,333	(33,691)	-4.89%
Bi Metal	410,272	395,319	(14,953)	-3.64%
Subtotal- Non-Refillable	179,502,185	190,182,145	10,679,960	5.95%
Refillable Beer	2,653,860	2,185,704	(468,156)	-17.64%
Total Containers Sold	182,156,045	192,367,849	10,211,804	5.31%

Redeemed Volumes	Nov-24	Nov-25	Difference	Variance
Aluminum Combined	72,213,789	79,258,278	7,044,489	7.75%
Plastic Combined	49,988,565	53,054,462	3,065,897	5.05%
Glass Combined	8,188,479	8,380,380	191,901	1.56%
Gable Top	4,014,477	4,314,929	300,452	4.66%
Tetra-Brik	6,575,855	6,819,544	243,689	3.06%
Bag-in-a-Box	61,927	65,644	3,717	2.39%
Drink Pouch	368,352	287,877	(80,475)	-11.68%
Bi Metal	238,617	218,757	(19,860)	-4.84%
Subtotal- Non-Refillable	141,650,061	152,399,871	10,749,810	7.59%
Refillable Beer	2,385,708	2,373,852	(11,856)	-0.50%
Total Containers Redeemed	144,035,769	154,773,723	10,737,954	7.46%

Collection Rates	Nov-24	Nov-25	Difference
Aluminum Combined	79.5%	81.5%	2.01%
Plastic Combined	82.4%	83.5%	1.11%
Glass Combined	66.7%	72.1%	5.33%
Gable Top	62.2%	65.3%	3.06%
Tetra-Brik	82.4%	68.6%	-13.82%
Bag-in-a-Bag	39.9%	46.4%	6.59%
Drink Pouch	53.5%	43.9%	-9.53%
Bi Metal	58.2%	55.3%	-2.82%
Subtotal- Non-Refillable	78.9%	80.1%	1.22%
Refillable Beer	89.9%	108.6%	18.71%
Total	79.1%	80.5%	1.38%