

QMS App User Guide

Android Devices

www.bcmb.ab.ca





Part 3

QMS App User Guide

Adding additional depot accounts

Part 3: Adding additional depot accounts to the app



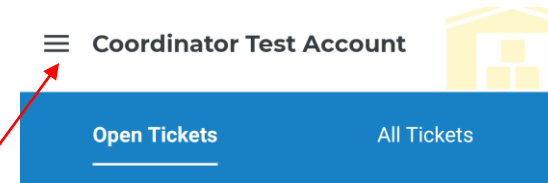
Have more than one depot?

Part 3 of this user guide is for operators who have **more than one depot**. If you do not have more than one, please move onto Part 4 of this user guide.

Part 4: Adding your depot(s) to the app



Add additional depot account
Click on the top left hand Menu icon 



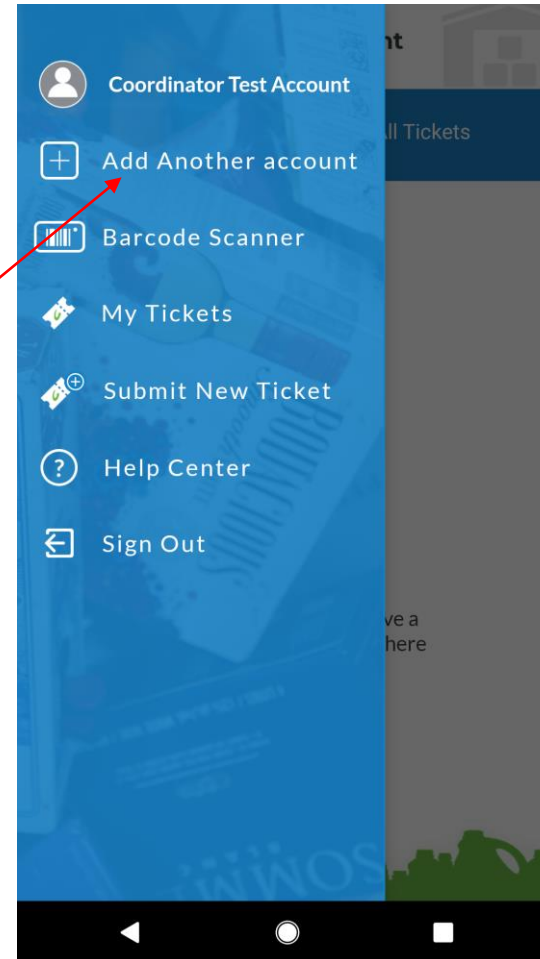
No tickets found

When you submit or receive a ticket, you will see details here



Part 4: Adding your depot(s) to the app

Add additional depot account
Click "Add Another account"



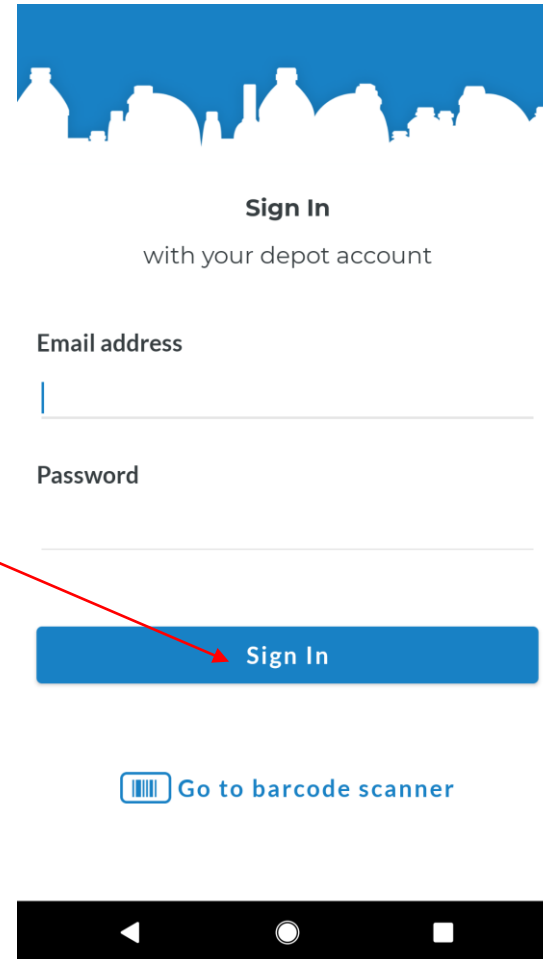
Part 4: Adding your depot(s) to the app



Sign in to second account

Use your industry standard email address to login.

If you do not know your login credentials, please contact the BCMB at **1 (888) 424 - 7671**




Sign In
with your depot account

Email address

Password

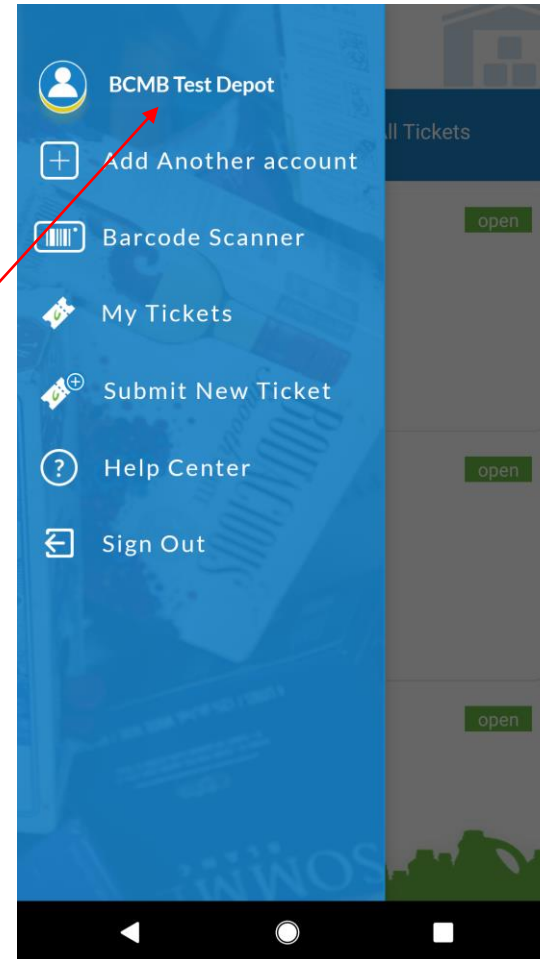
[Sign In](#)

 [Go to barcode scanner](#)

Part 4: Adding your depot(s) to the app

Find second account

Click on your Depot account name.
Please note this is the depot you are currently logged in as.

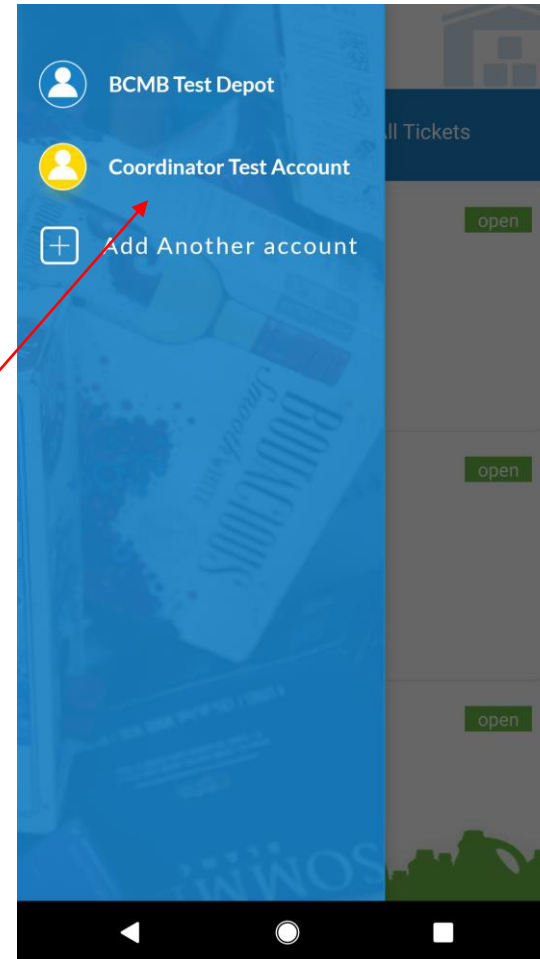


Part 4: Adding your depot(s) to the app

Additional depot account

Your second depot account will appear below the first one. You are now logged into both accounts.

If you have another account you would like to login to, repeat this process.



Part 4: Adding your depot(s) to the app



Additional depot account

When switching accounts, you may receive this prompt. Please select "Yes" to continue switching accounts.

